

November 13, 2009
Proposal to DSROA Board
Regarding Merle Findlay Cabin Restoration

1. Is there interest and support for researching the feasibility of restoration of the Findlay cabin in the Meadow?
2. What degree of support?
 - A. Full restoration?
 - B. Shore up and stabilize remaining upright portions, clean up debris and erect pole fence for protection?
 - C. Remove historic remains and construct a replica.
3. Full cost of restoration remains to be determined pending completion of TBSI classes and further research into restoration material sources.
4. Effort would be made to minimize additional cost to DSROA through written requests for donations from Findlay family members and DSR members, pursuit of Utah Heritage Foundation grants and other like sources, and by coordination of volunteer labor and project workday schedules.

Requesting:

\$6000.00 be approved and ear-marked in 2010 budget for:

- A. \$1000.00 or less - to cover Tuition, Required Books and Class Materials, for Loretta Clayson to attend two workshops at Snow College Traditional Building Skills Institute. 1)- Log Cabin Restoration, and 2)- Traditional Wood Windows.
- B. \$5000.00 plus balance remaining from above - to cover a portion (See #3 above) of restoration construction materials and hard costs documented by receipts.

Is there interest in preservation/restoration of any other historic buildings on the ranch?

THANK YOU FOR YOUR TIME AND CONSIDERATION.

[HOME](#) | [USEFUL LINKS](#) | [CLASS SCHEDULE](#) | [CONTACT US](#)



[OVERVIEW](#) | [INSTRUCTOR](#) | [SIGN UP FOR THIS CLASS](#) | [LOCATION/ACCOMMODATIONS](#) | [EVENTS/DINING](#)

[CLASS SCHEDULE](#)

[CLASS OVERVIEWS:](#)

[ADOBE RESTORATION](#)

[BLACKSMITHING](#)

[DECORATIVE PLASTER](#)

[FURNITURE REFINISHING & CONSERVATION](#)

[GRAVESTONE RESTORATION](#)

[HISTORIC MASONRY](#)

[HISTORIC LANDSCAPING](#)

[HISTORIC TILE PAINTING](#)

[LOG CABIN RESTORATION](#)

[MILLWORK](#)

[OLD WORLD SKILLS](#)

[STAINED GLASS I](#)

[STAINED GLASS II](#)

[STONE CARVING & RESTORATION](#)

[TIMBER FRAMING](#)

[WINDSOR CHAIRS](#)

[WOOD CARVING](#)

[WOOD FURNITURE I](#)

[WOOD FURNITURE II](#)

[WOOD WINDOWS](#)

[LOCATION/ACCOMMODATIONS](#)

[RESTAURANTS/EVENTS](#)

Traditional Log Cabin Restoration:

Swedish and Finnish immigrants introduced log cabins to America in the 1700s. Frontier settlers built log cabins from trees harvested as they cleared the land for settlement. Mud caulking kept inclement weather at bay. This workshop provides students with an overview of preservation issues and some hands-on experience in working with log cabins. They learn in a field situation by focusing on situations that the cabins provide including the conservation of historically significant features. Cabin owners, contractors, and others interested in log work would benefit from this training.

Cabin owners should bring photographs of their cabin for discussion and assistance in solutions for current problems.

Log Cabin - September 10-12, 2009

April 1-3, 2010

Learning Experiences:

-
- Historic background
- Causes of building deterioration
- Traditional log construction
- Log notching
- Log Hewing
- Dovetail cutting
- Repair and replacement of logs
- Floor construction
- Tool handling and safety
- Log disassembly including labeling

For information call (435) 283-7572

or fax (435) 283-6913 or [Register Online](#)




This workshop provides students an overview of preservation issues and some hands-on experience in working with log cabins.

WE NOW OFFER AN ASSOCIATES OF APPLIED SCIENCE DEGREE

[LEARN MORE →](#)



[HOME](#) | [USEFUL LINKS](#) | [CLASS SCHEDULE](#) | [CONTACT US](#)



TRADITIONAL BUILDING SKILLS INSTITUTE WOOD WINDOWS & MILLWORK

OVERVIEW | INSTRUCTOR | SIGN UP FOR THIS CLASS | LOCATION/ACCOMMODATIONS | EVENTS/DINING

CLASS SCHEDULE

CLASS OVERVIEWS:

ADOBE RESTORATION

BLACKSMITHING

DECORATIVE PLASTER

FURNITURE REFINISHING & CONSERVATION

GRAVESTONE RESTORATION

HISTORIC MASONRY

HISTORIC LANDSCAPING

HISTORIC TILE PAINTING

LOG CABIN RESTORATION

MILLWORK

OLD WORLD SKILLS

STAINED GLASS I

STAINED GLASS II

STONE CARVING & RESTORATION

TIMBER FRAMING

WINDSOR CHAIRS

WOOD CARVING

WOOD FURNITURE I

WOOD FURNITURE II

WOOD WINDOWS

LOCATION/ACCOMMODATIONS

RESTAURANTS/EVENTS

SNOW COLLEGE

Wood Windows/Millwork Workshop

Historically, the luxury of glass windows depended on easy-to-ship small panes of glass and craftsmen to frame each pane with accurately cut pieces of wood. Today, many architects and designers still depend on craftsmen using the same skills to produce wood windows. The reasons are more than aesthetic, wood windows have a host of advantages over other materials, a topic for workshop discussion.

The course is hands-on for the traditional building skills of wood window fabrication and tradition millwork. It includes the history of wood windows, restoration and preservation techniques. Each participant will construct a four-paned wood window and work on a millwork project.

Date: January 14-16, 2010

Learning Experiences:

- Windows:
- Terminology
- Old wood window removal and repair
- Paint and paint removal
- Hardware and maintenance
- Preparation for paint and glazing
- Small window shop project
- Millwork:
- Replication
- Dutchman repair
- Decayed wood restoration
- Moisture in wood presentation
- Hands-on millwork restoration and fabrication
- Installing millwork

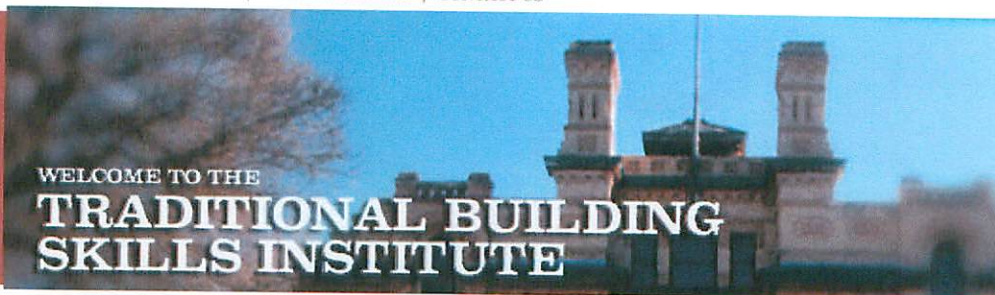

**For information call (435) 283-7572
or fax (435) 283-6913 or [Register Online](#)**



This workshop includes the history of wood windows and traditional millwork, restoration and preservation techniques. Each participant will construct a four-paned wood window.

WE NOW OFFER AN ASSOCIATES OF APPLIED SCIENCE DEGREE

LEARN MORE →



CLASS SCHEDULE

CLASS OVERVIEWS:

ADOBE RESTORATION

BLACKSMITHING

DECORATIVE PLASTER

FURNITURE REFINISHING & CONSERVATION

GRAVESTONE RESTORATION

HISTORIC MASONRY

HISTORIC LANDSCAPING

HISTORIC TILE PAINTING

LOG CABIN RESTORATION

MILLWORK

OLD WORLD SKILLS

STAINED GLASS I

STAINED GLASS II

STONE CARVING & RESTORATION

TIMBER FRAMING

WINDSOR CHAIRS

WOOD CARVING

WOOD FURNITURE I

WOOD FURNITURE II

WOOD WINDOWS

LOCATION/ACCOMMODATIONS

RESTAURANTS/EVENTS

Furthering the art of traditional building skills

The objective of the Traditional Building Skills Institute is to further the art of traditional building skills for the purpose of restoring and preserving historic buildings.

These traditional skills can also be used in new construction.

All of our three-day workshops involve instruction and hands-on experience using widely recognized craftsmen. Workshops are designed for architects, builders, contractors, trades people, students, educators and homeowners.

We offer workshops in:

- [Adobe Restoration](#)
- [Blacksmithing](#)
- [Decorative Plaster](#)
- [Furniture Refinishing & Conservation](#)
- [Gravestone Restoration & Preservation](#)
- [Historic Masonry Log Cabin Restoration](#)
- [Stained Glass](#)
- [Stone Carving & Restoration](#)
- [Timber Framing](#)
- [Windsor Chairs](#)
- [Wood Carving](#)
- [Wood Furniture I](#)
- [Wood Furniture II](#)
- [Wood Windows & Millwork](#)
- [Old World Traditional Skills - Service Learning in Wales, UK](#)

We also offer an Associate of Applied Sciences Degree that can be completed in as little as two years. [Click here to learn more](#)



Old World traditional Skills: England - Historic Masonry

An 8 day experience touring internationally significant historic masonry castles, cathedrals, ruins, abbeys and lime kilns throughout northern England and Wales.

[Learn more](#)

WE NOW OFFER AN ASSOCIATES OF APPLIED SCIENCE DEGREE

[LEARN MORE →](#)

